



Royal Perth Yacht Club
Windward Leeward
Supplementary Sailing Instructions

Summer Season 2025/26

Saturday 14th March 2026

BW8 – State Heats 9 & 10

1. RULES

- 1.1 The Racing Rules of Sailing (RRS)
- 1.2 Any Sailing Instructions specific to a fleet series.
- 1.3 The RPYC Standard Sailing Instructions and these Supplementary Sailing Instructions.
- 1.4 In the event of a conflict, the Supplementary Sailing Instructions shall prevail.

2. CHANGES TO THE SAILING INSTRUCTIONS

- 2.1 Any changes to the Sailing Instructions on the water will be delivered by a Race Committee signal boat. Flag "L" will be displayed while the changes are being given. It is the responsibility of each boat to obtain the written or oral instructions.

3. SIGN ON

- 3.1 RPYC Registered Boats shall sign on with the Race Committee with the link on the Saturday Summer Series Web page or via the Top Yacht Crew Sign on Portal [HERE](#)
- 3.2 Visiting Boats will need to register as a casual entry for the event with the link on the RPYC Saturday Summer Series Web page or via Top Yacht [HERE](#)
 - 3.2.1 On race day, Visiting Boats will need to Sign In via the Top Yacht Crew Sign on Portal [HERE](#)

4. SIGNALS MADE ASHORE

- 4.1 Signals made ashore will be displayed on the Australia II flag mast located on the Ceremonial deck on the north side of the Club.

5. SCHEDULE OF RACES

- 5.1 The first warning signal is as per the RPYC Schedule of events and the order of starts will be announced on VHF CH77 and may be altered on the day.
- 5.2 Subsequent races will start as soon as practical after the previous race.

6. COURSE/RACING AREA

- 6.1 Courses will be Windward/Leeward. See Appendix A
- 6.2 The racing area will be Melville Water

7. COMMITTEE VESSELS

- 7.1 The Start / Finish boat will be RPYC Committee boat "Challenger"
- 7.2 Committee Vessels will be using VHF CH77 for all race communications.

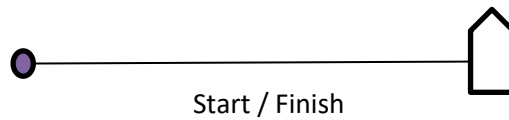
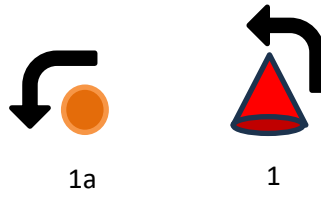
8. THE START & FINISH

- 8.1 The start line is between the staff displaying an orange flag on the Committee Boat at the Starboard end and a yellow inflatable buoy at the Port end.
- 8.2 The finish line is between the staff displaying a blue flag on the Committee Boat at the Port end and a yellow inflatable buoy at the Starboard end.




9. MARKS

- 9.1 Marks 1, 2S & 2P will be Red Conical inflatable buoys, mark 1a will be an orange pimple buoy.

APPENDIX A



COURSES:

	Mark Roundings
 Course 1	S – 1 – 1a – F
 Course 2	S – 1 – 1a – 2S/2P – 1 – 1a – F
 Course 3	S – 1 – 1a – 2S/2P – 1 – 1a – 2S/2P – 1 – 1a – F